

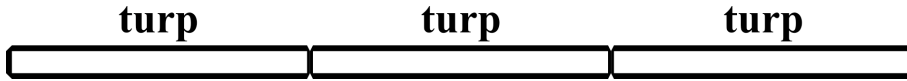
# Unit Parts Practice 2

Tuesday 12/2/08

Name:  
Homeroom:  
Mr. Z.'s Science Class  
12/2/08


## Breaking a unit into parts

1. a) Split each turp below into four parts.



- b) What would you call each of the pieces you just created?

2. a) Split up the number line below into pieces that are **thirds of thirty six**.




- b) How long (as a number) is each of the pieces you made?

3. Split up the bar below to create **fifths of a blig**.

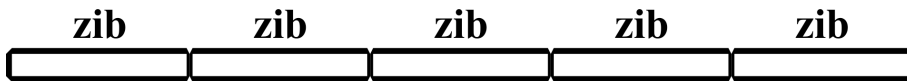


4. a) Split up the number line below into pieces that are **quarters of twenty**.



- b) How long (as a number) is each of the pieces you made?

5. Split up the bar below to create **halves of a zib**.



6. In the picture below, a kip is what part of a blig?

